

SPLIT-CORE CURRENT TRANSFORMER

JSC-03-XXXX-1A series

UL US E344623 CE RoHS



JJSC series of split-core current transformer offers 5A at secondary from sensed primary current for metering application. It can be used for power meter, distribution system, control panels, switchgear and other equipment. It is designed to install to live power line without disconnection as split-core compact type. Also, over-voltage protection circuit is included to offer safe, fast and cost effective installation.

APPLICATIONS

- ☑ Power meter
- ☑ Switchgear
- ☑ Distributed measurement systems
- ☑ General Sets
- ☑ Control panels

BENEFITS

- ☑ Faster installation
- ☑ Cost effective
- ☑ Long product life



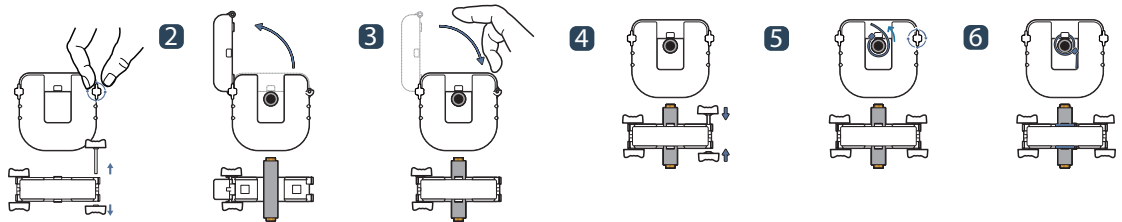
FEATURES

- ☑ High quality comprehensive measurement
- ☑ Available in a wide range of transformer ratings
- ☑ Accuracy up to Class 0.5S

NOTICE

- ☑ Core contact surface is waterproofed, however if it gets rusty, you could reuse after removing rusts with spraying WD-40 or CRC5-56 on the rusted side.
- ☑ Do not use any other chemicals except WD-40 or CRC5-56 on housing or any other parts.
- ☑ Customizing output lead wire

HOW TO USE 1



SPECIFICATION

(F=50/60Hz)

Accuracy	Class 0.5S / 1.0 / 3.0
Leads	18AWG,600VAC
System Voltage	720V(0.72kV)
Overload withstand	1.2 times rated current continuously
Compliant with	IEC/EN61869-2 & IEC61010-1
Operating Temperature Range	-20°C to 60°C
Relative Humidity	0-90% non-condensing
Test Voltage	3kV for 1minute
Frequency Range	50/60Hz
Protection Level	Bipolar 6.5Vp
Insulation Category	CAT II or CAT III 600VAC

CURRENT TRANSFORMER RATIOS

How to Order / Model Reference

eg **JSC-03-0000/1A**

Model	JSC-03
Primary Current	Select code from ratio table
Secondary Current	1A

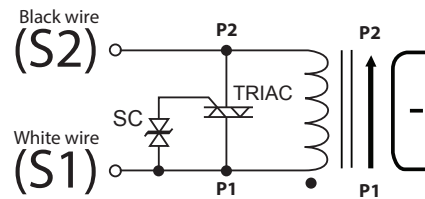
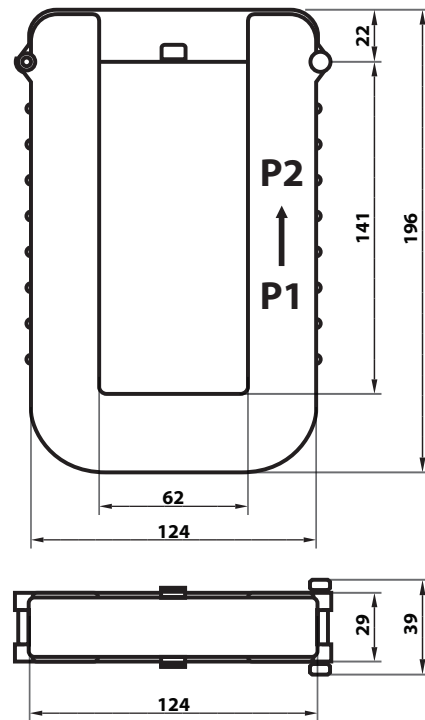
Current Transformer Ratios

Primary Current (A)	Metering Burden(VA)			Code
	cl. 0.5S	cl. 1	cl. 3	
	cl. 0.6	cl. 1.2	cl. 2.4	
800	1.0	5.0		0800
1000	1.0	5.0		1000
1200	5.0	10.0		1200
1250	5.0	10.0		1250
1500	10.0	20.0		1500
1600	10.0	20.0		1600
2000	10.0	20.0		2000
2400	10.0	20.0		2400

1A Secondary

Accuracy conforms to IEC61869-2 & IEEE/ANSI C57.13 meets the measuring range from 1 to 120% of In

DIMENSIONS



⚠ CAUTION: DANGER ⚠

HAZARD OF ELECTRIC SHOCK, EXPLOSION, OR ARC FLASH

- In order to guarantee safe operation of the transformer, please read and understand the instructions thoroughly. For your reference, see NFPA 70E in the USA, or applicable local codes.
- This equipment must only be installed and put into operation by qualified electrical personnel or appropriately trained individual.
- Before servicing the CTs, turn off all sources of power and use a properly rated voltage sensing device to check if the power is off.
- Current transformer secondary must be shorted or connected to a burden all times.
- The transformer (split core type) must not be operated when it is not fully closed or the installation is not completed.
- Rearrange all covers and protective devices before powering the equipment.

NOTICE

- This product is not intentionally made for safety applications.
- Make sure not to install this transformer in hazardous or classified areas.
- The installer is responsible for conformance to all applicable codes.
- Ignoring the warnings can lead to serious injury and/or cause damages.
- A qualified person is the one who is skilled and has knowledge about the construction and operation of this electrical equipment, and has received safety training to recognize and avoid the hazards involved. (NEC2011 Article 100)
- If this product is used in a way not specified by the manufacturer, the protection offered by the product may be impaired. No responsibility is taken by J&D Electronics for any consequences arising by not following this material properly